



## HA60POEZ UPOE Injector

The HA60POEZ UPOE injector is compatible with the following Honeywell camera:

- HC60WZ2E30

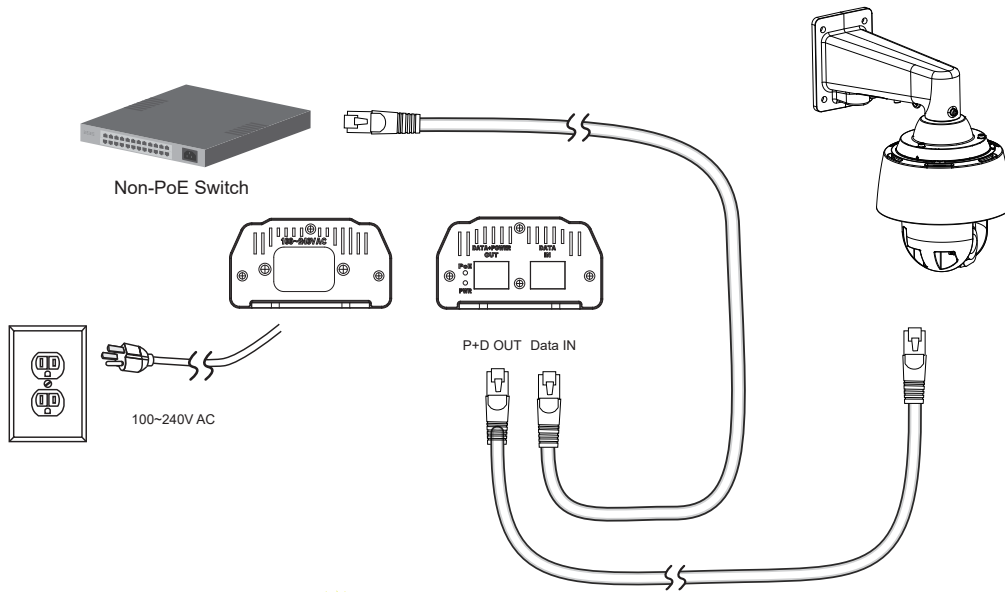


### Specifications

ETHERNET	
Gigabit Ethernet 10/100/1000Mbps (RJ45)	1
STANDARDS	
IEEE 802.3 10-BASE-T (Ethernet)	Supported
IEEE 802.3u 100-BASE-TX (Fast Ethernet)	Supported
IEEE 802.3ab 1000-BASE-T (Gigabit Ethernet)	Supported
IEEE 802.3at Power over Ethernet	Supported
TRANSMISSION MEDIA	
10Base T	Cat. 3, 4, 5 UTP/STP
100Base TX	Cat. 5, 5e UTP/STP
1000Base T	Cat. 5e, 6, 7 UTP/STP
POE FUNCTION	
Number of PoE Out Ports	1
Max. PoE Output Power/ per Port	54VDC/60W
802.3at Standard Compatible	Yes
Over Current Protection	Supported
Circuit Shorting Protection	Supported
Total PoE Power Budget	60W
Power Pin Assignment	1/2(-), 3/6(+), 4/5(+), 7/8(-)
PoE PD Auto Detection	Supported

GENERAL	
LED Indicators	Power, PoE
Power Input	100~240VAC/50~60Hz
Power Consumption	65W
Surge Protection Data/ PoE port	12KV
Surge Protection AC Power	4KV
Dimensions	182 (L) x 78.6 (W) x 41.9 (H) mm
Weight	0.58 kg
Operating Temperature	-10°C ~ 50°C (14°F ~ 122°F)
Storage Temperature	-20°C ~ 70°C (-4°F ~ 158°F)
Humidity	Operating: 10~90% (Non-condensing) Storage: 10~90% (Non-condensing)
Safety Certifications	CE(EN60950-1)
Emissions	FCC PART 15, CE(EN55032)

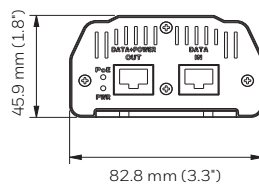
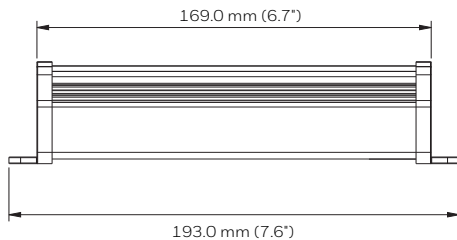
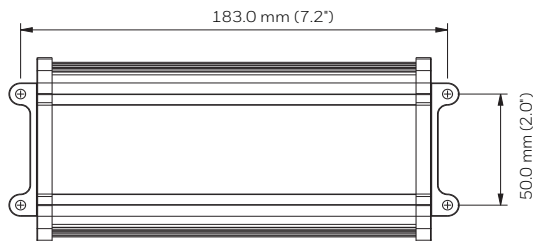
## Connection



## Installation Steps

1. Connect the included AC power cord to the injector. The Power LED (Green) should be lit.
2. Connect the Data IN port to a LAN switch using an Ethernet cable.
3. Connect the Power+Data OUT port to a powered device, i.e., IP camera, using another Ethernet cable. Make sure the PoE LED (Yellow) is lit.
4. Check if the powered device (IP camera) is working properly. An IP camera may take up to 1 or 2 minutes to power up.

## Dimensions



# Honeywell

[www.honeywell.com/security](http://www.honeywell.com/security)  
+1 800 323 4576 (North America only)  
<https://www.honeywellsystems.com/ss/techsupp/index.html>  
Document 800-26159 – Rev A – 03/2020