

Compact Panel BC600-1L

- **Compact unit with integrated loop interface**
- **Intelligent ringbus technology with 3 different loop protocols**
- **Can be expanded with fire brigade interface, conventional detector interface or serial interface**
- **USB and IP interface**
- **Intuitive, menu-driven operation**
- **Clear event indication on spacious 1/4 VGA graphics display**

Fire is a permanent threat to life and property. Therefore, an immediate response to a fire alarm is imperative. The main objective of the Fire Detection Control Panels Series BC600 is to alarm and to react in time and, consequently, protect people and preserve property. For decades LST have focused their aims to undertaking unrivalled efforts in order to realise new innovations in the security area. Research, development and production are united in one company. Highly skilled

employees, stringent test methods and a mature quality management system form the basis for high-grade products.

Thanks to the use of cutting-edge microelectronics and a thoughtful mechanical design, the Fire Detection Control Panels Series BC600 provide completely new possibilities and at the same time offer a high degree of reliability – prerequisites for saving lives and minimising damage to property.

Description

The Fire Detection Control Panel BC600-1L is equipped with a permanently integrated loop interface with selectable loop protocol. The Series BC600's intelligent loop offers ringbus technology with bi-directional digital data traffic. The loop provides for the software-aided administration of up to 318 physical address points in a maximum of 200 detector zones.


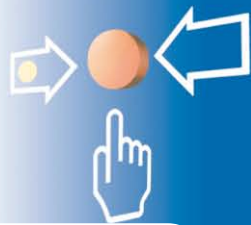
The mounting position for expansions allows installation of an optional function module – a fire brigade interface, a conventional detector interface or a serial interface. In addition, the housing has enough space for an auxiliary module and stand-by batteries with up to 22Ah.

The display and operating field at the front of the housing of the BC600-1L offers a high degree of control comfort as well as a clear indication of all events and system conditions.

The easy parameterisation by means of the PC software PARSOFT allows you to optimally adapt the control panel to your individual requirements in a time-saving way. AUTO-setup facilitates the parameterisation through automatic detection and presetting of componentries and loop elements.

The built-in IP interface allows remote access to the control panel in order to indicate events and carry out the operation via an electronic data processing network – also with mobile devices such as smartphones and tablets.

Thanks to the compact structure and the integrated loop interface, the control panel is ideally adapted to the requirements of small systems with one loop. At the same time the BC600-1L offers highest flexibility and combination options which are not taken for granted even in larger fire detection control panels.



1293-CPR-0520

Building Safety. Building Security.

LST

Clear Concept

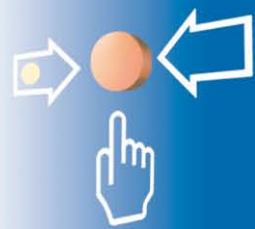
The Fire Detection Control Panel BC600-1L has been designed for use in small systems. Even in the basic version it has the following features:

- Detectors and modules in intelligent loop technology with bi-directional data traffic can be connected to the integrated loop interface. The loop interface can be parameterised for use with the Labor Strauss/700 protocol, the System Sensor/200-Advanced protocol or the Apollo/Discovery protocol.
- The maximum loop current of 500mA allows connection of numerous components with increased current demand. The loop analysis functions of the BC600 make commissioning and maintenance of the loop easier and facilitate troubleshooting.
- By means of the Backplane BPL601-1, the control panel can be expanded by 1 mounting position for an optional function module – a fire brigade interface, a conventional detector interface or a serial interface. The modules are constructed as plug-in units.
- The optional Fire Brigade Interface FWI601-1 serves for the line-monitored connection of an independent transmitting device for a direct interconnection to a designated alarm respondent – for example, the fire brigade – as well as for the connection of a country-specific fire brigade control unit.
- The optional Conventional Detector Interface GIF608-1 permits the connection of automatic detectors and manual call points in conventional technology, and of special detectors with contact output. Individual detector identification can be achieved by means of an optional address module.
- The optional Serial Interface SIF601-x allows the connection of additional devices – e.g., an external printer for event logging.
- A monitored siren output, two dry relay contacts, 8 open-collector outputs and 2 inputs are standard.
- Thanks to the „hot plug & play“ function, the expansion module can be inserted or removed without switching off the power supply. This does not interrupt the ongoing operation of the system. The central processor automatically detects the componentry and puts it into operation immediately.
- Pluggable terminals on the central processing board and on the expansion module make the installation and the exchange of components easier and avoid wiring faults.
- Customisable outputs and logic combinations of detectors and detector zones for the activation of external controls and alarming devices facilitate maximum flexibility. Thus, no additional expenses arise for external relays, logic gates or timers. Thanks to the wide range of parameterisation possibilities, individual requirements even of complex applications can be combined into a reasonable fire protection strategy.

- The free combination of detectors and modules into logic sectors permits the joint operation of defined parts of the system. The BC600-1L can manage up to 256 sectors.
- The use of unshielded loop cables allows for cost-saving and uncomplicated installation as well as for the possibility of reusing the existing cabling.
- The BC600-1L's compatibility with older generations of LST fire detection control panels facilitates the replacement of installed control panels. An existing detector installation in conventional or loop technology can be used without having to change it.
- In the event of a failure of the central processing unit, the diversified redundancy concept ensures secure alarm recognition of the detectors on the loop. As a result, the control panel meets even the highest demands on failure safety.
- The processor-monitored power unit with an output current of 2.3A makes sure that the batteries are permanently monitored and charged. In this way, the undisturbed and uninterrupted operation is ensured even in the event of a mains failure.
- By means of the built-in IP interface, the control panel can be integrated into an electronic data processing network. Through an encrypted connection, this allows – depending on the set user rights – remote access to the control panel for the purpose of event indication and operation. Mobile devices such as smartphones and tablets can also be used for the remote access.
- The parameter data are conveniently created or edited by means of the PC software PARSOFT. Via a USB interface, the parameterisation is transferred from the PC to the control panel or read out from the control panel. By means of PARSOFT, the control panel firmware can be upgraded easily and quickly.
- AUTO-setup facilitates parameterisation when the control panel is first put into operation or expanded and thus helps to save time.

The practically oriented structure of the compact housing allows easy mounting and time-saving cabling of the control panel. Thanks to its modern, ageless design, architectural requirements and demands of the respective regulations are ideally combined. In addition to the central processing board and the expansion module, the housing can also accommodate an auxiliary module and batteries with up to 22Ah.

The Fire Detection Control Panel BC600-1L complies with all relevant standards of EN 54. LST's high quality level is secured by a permanently monitored quality management system certified according to ISO 9001.



Event indication and operation

The large 5.7" 1/4 VGA graphics display indicates all current events of the system. The events are sorted and listed in 6 menu windows according to the type of message. Additional graphic symbols next to each event, parameterisable additional information such as the name of the room or a plan number as well as date and time of the event permit quick and targeted reaction in case of emergency. The switching between overview and detailed mode additionally improves the readability of the messages.

An event memory allows for the indication of the latest 10,000 events at any time, including all required information. Thus, all system conditions and user operations that occurred are documented in a clearly laid out way.

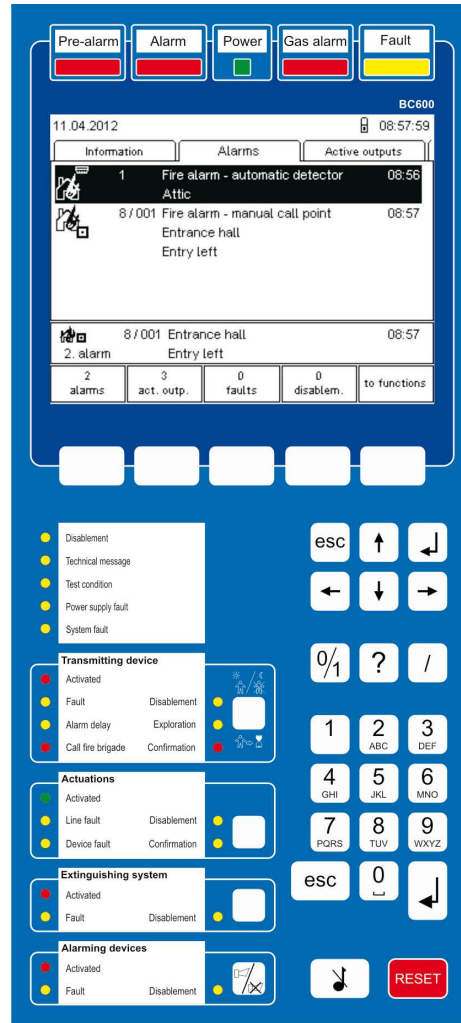
The fire detection system is easily operated menu-driven via the operating field of the control panel. A clear menu structure and situation-dependent function keys facilitate the user guidance in the event of an alarm, in the normal condition as well as during commissioning or maintenance. As a result, the training costs are reduced to a minimum.

In the lowest line of the display, counters of the most important events as well as the current assignment of the function keys are indicated.

Three hierarchised authorization levels for operation and parameterisation provide a high degree of security against unauthorized access.

An extensive user rights management allows the definition of individual access rights for up to 256 different users in 32 user groups.¹⁾

1) At the moment this function or component may not be available yet or may only be available with limitations



System components

A variety of compatible system devices can be connected to the Fire Detection Control Panel BC600-1L:

- acoustic and optical signalling devices,
- actuations,
- a fire brigade control unit,
- a fire brigade key safe,
- remote indication units,
- an external protocol printer,
- a transmitter module for the transmission of messages via SMS or e-mail,
- and many more.



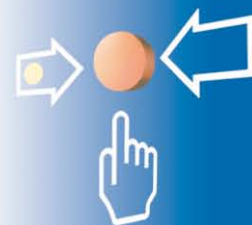
Building Safety. Building Security.

Specifications

Mains voltage	230VAC +10/-20%, 47 to 63Hz
Connection power	75VA
Output current of power unit	max. 2.3A
Ambient temperature	-20°C to +60°C
Dimensions W x H x D	384 x 384 x 107 (mm)
Colour housing	grey white, RAL 9002
Weight without accumulator	approx. 5.4kg
Approvals (EN 54-2, EN 54-4)	VdS pending 1293-CPR-0520
Order number	211401
Order name	Fire Detection Control Panel BC600-1L

Backplane for optional function module

Order number	211419
Order name	Backplane BPL601-1



Building Safety. Building Security.

LST